

MINIM

Why use them

MINIM paints are designed with high quality polymers and pigments to cover the most varied professional needs from the world of fine arts to modeling, design, crafts, etc.


The main difference with other acrylic paints is its density and high pigmentation, which makes it easier for you to dilute the paint, adapting it to your style or your need for coverage depending on the work being carried out.

In art, as in other manual disciplines, it is very important to control the density and fluidity of the paints we use; many of the techniques depend on their dilution state and their drying time, as well as their luminosity, color, etc.

Another important aspect of **MINIM** paints is their ease of adhering to different types of surfaces, which makes them extremely versatile for numerous types of projects and artistic disciplines.

There is a wide variety of artistic disciplines and techniques in which you can apply paint in very varied ways, creating very different effects such as textures, glazes, washes, dry brush, etc.

The possibility of being able to control the state of the paint is an advantage.



Compared to other options in which the paint is already prepared for its theoretical use.


It is also very important to be able to accelerate drying times by applying heat, this favors execution time and the possibility of carrying out complementary techniques that give us greater quality to the work.

Thanks to the polymer resins that the paints contain, they make this possible, without altering their principles.

This will give us a great advantage when working with them in the for example in aging techniques for scale models or hyper realistic paintings.

Taking all these aspects into consideration, **MINIM** has developed its range of acrylic paints with high pigmentation, color luminosity and a truly **MATTE** finish.

Example of a combination of different techniques and tools, pince, brushes, airbrush, by Mercedes Elizalde.



Art

In Art we see how the application of paint varies according to the artist's technique and his way of understanding painting.

Which is why one of the great advantages of **MINIM** paints, is the great versatility when it comes to being able to be applied with

different utensils, such as brushes, sponges, airbrush, etc.

Thereby achieving different textures and effects that enrich those works of **ART** that we like to admire so much.

Different applications with artistic utensils, brush, roll, and sponge.



Another of the great advantages of using **MINIM** paints is their high degree of compatibility with the rest of the existing brands, as well as their possibility of mixing in separate containers to obtain colors specially designed by the artist or on the desired surface.

Paint, its density and "silk" finish makes it blend very well and can achieve very clean tones and

transitions or very marked lines depending on what is needed at any given time.

The possibility of diluting the paint and working with it on previously moistened surfaces can turn them into watercolors or inks.

This example by artist Ines.G.Castro was made with **MINIM** primary colors.



Sculpture has been one of the great artistic disciplines, since man began to create artistic representations, sculpture has been present.


Sculptures were made in different materials such as wood, stone, marble, ceramics and were often polychrome with pigments and dyes.

In these pieces by Tomás Barceló we can see other examples of the use of a different type of material, in this case they are sculptures made of polyurethane resin.

On this surface, **MINIM** paint can be applied in different ways, using brushes, sponges, and also using an airbrush or paint gun.

Its great fixation allows us to create a homogeneous film even with a thin layer of paint.

This will serve as a base to continue applying the following layers of paint and effects, it works as a **PRIMER** base.



"GRIM-BRIM" is sculpture made in Clay, copy in resine and paint with different acrylics techniques by Tomás Barceló..



Art and Craft

Crafts as an artistic discipline are reaching more people and more and more established artists every day.

They make us see that it is increasingly difficult to distinguish between crafts and art since in reality the tools and products to do them are the same.

Materials such as wood, cardboard, fabrics, modeling pastes, etc., are optimal for the use of **MINIM** paints.

Here we can see some examples by Tomás Barceló of different types

creations in which a wide variety of materials have been used with great master's degree.



Examples of hyper-realistic birds and plants by Chris Wilson are carved in wood using gouges, chisels, mini drills and sandpaper of various weights.

Finally, they are painted with different techniques and effects, making them look so real that it would not be difficult to distinguish them from reality.






3D Print

The printing of 3D objects and figures is currently one of the new artistic disciplines that are becoming increasingly established.

The most used are those made of thread and those made with a resin tray.

Currently, the degree of resolution is increasing, achieving pieces with a very high degree of definition and realism.

This is an example of a 3d resin model by French-Creatures1, painted with airbrush and **MINIM** paints by Studio Kalavera.



MINIM paints are designed to be used with these new materials, their fixing power as well as their drying times allow them to be a perfect option to be used on this type of new elements.

Here we can see some examples of models made by Studiokalavera in resin and thread printers, all of them painted with **MINIM** using different techniques, brushes, brushes and airbrush,.

One of the qualities they have is that it is not necessary to apply a **PRIMER** paint for the pieces.

Art toys is other artistic discipline combine a few techniques, 3D is one of them, in this example by studiokalavera, he use recicles plastic objects, and 3D printed pieces.



Toparttoy is another artist within this discipline, he uses more traditional techniques, modeling pastes, plaster, resins, etc.

These surfaces are not a problem for **MINIM** paints, their great adhesion to various surfaces makes the work easier.



Modelism

Modelism is one of the leisure activities that, due to its different modalities, requires the ability and skill to use different materials.

Most of the kits are made of plastic, but there are also those made of wood, paper and even metal, this means knowing how to work a great variety of disciplines making it one of the most complete hobbies.

The models require various painting techniques to be completed, sometimes simple basic painting patterns, other times complex




effects that involve several specific techniques, to achieve the desired effects.

This is a practical example of painting a model, starting from simple patterns applied with an airbrush.

Complemented with different advanced techniques to achieve the most realistic finishes possible using different dilutions of the paint, creating shadows, washes, glazes, etc. **ONLY** with **MINIM** products.



By studiokalavera




These are other made by Francois Piacente examples of how just the use of paint and the application of different techniques achieve very realistic effects of rust, chips, dirt, etc.

One of the advantages of **MINIM** paints is the great capacity they have to adapt to these different techniques and their plasticity to mix and blend with each other, providing a wide and effective range of effects as we can see in the wear of the camouflage on the tank or the wear of the paint on the iron plate.

The techniques of using water or lacquer between layers of paint work perfectly with the paints, they combine and mix perfectly providing smoother transitions.









One of the most demanding disciplines of modeling is scale airplanes, their construction requires mastery of several techniques and above all good control of the paint since the different camouflages of the fighter planes and the marks of aging and dirt on the Aircraft will make them look real.

These are some examples made by Al Richardson, how a good painting technique achieves the desired

effects to provide realism to the pieces.

possibility of diluting the **MINIM** paint with thinner for use with an airbrush means that thin layers can be applied, allowing the details to continue to be appreciated even after several layers.

In addition, the matte finish makes it a perfect base for the application of different weathering techniques as we can see in these examples.





By Al Richardson

Figures

Within modeling there is one of the modalities that in recent years has gained a large number of followers thanks to movies, TV series, and comics, it is the painting of collectible figures.

These have become truly unique pieces and works of art, gaining relevance for both miniature sculptors and painters.

It is true that painting styles have changed a lot in recent years influenced by comics, animated films and series and video games.

Have even been taken to the extreme of painting modalities only for the photos of the figure boxes, looking more like illustrations or 2D drawings than pieces with volume.




By danzeronpaint

The most important contribution in this case is the **MATTE** finish of the paint, its luminosity of the colors once dry, as well as the perfect combination with the rest of the acrylics on the market.

This new formulation requires some technical aspects, that we must take into account apply so that the results are optimal.

Another advantage is the possibility of using them with the airbrush and using them to blend the finishes.

In this piece we can see the result of a wide variety of painting techniques, from brushes to airbrush.



By Tempes miniatures

MINIM